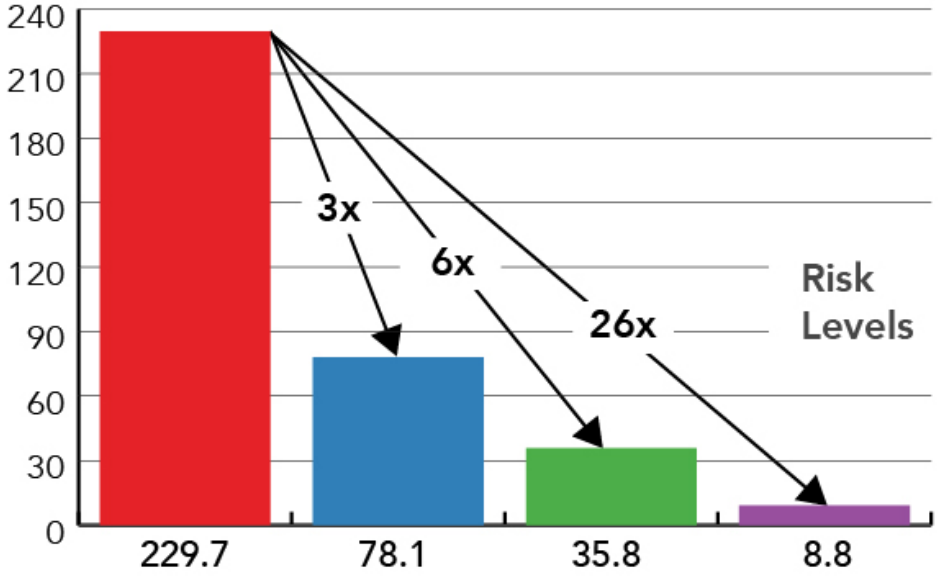


## Severe Outcomes by Vaccination Status

Age-standardized rates — Data is from Nov 22 2021-Jan 3 2022

### Hospitalizations (per 100k)

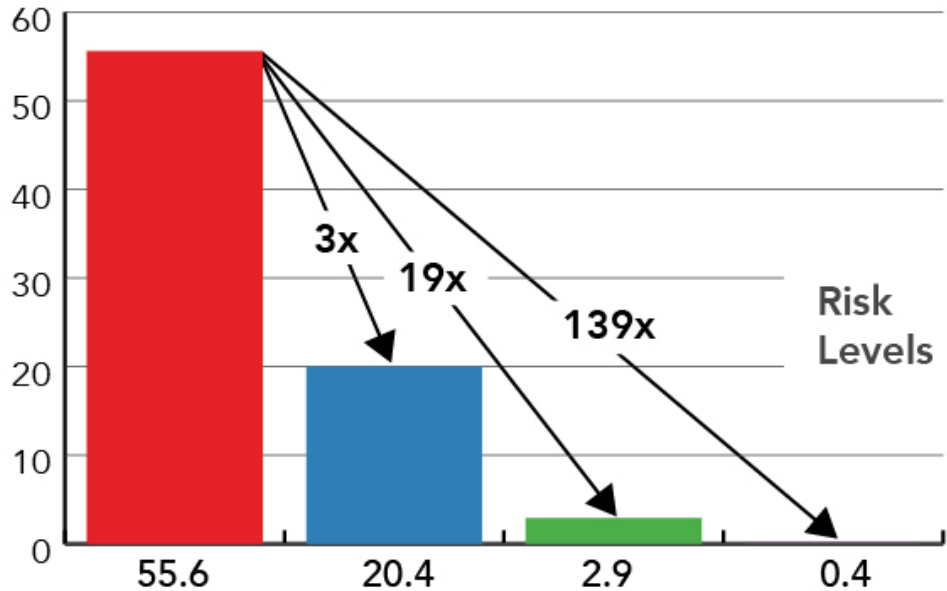


■ Not vaccinated   ■ Vaccinated, 1 dose   ■ Vaccinated, 2 doses   ■ Vaccinated, 3 doses

## Severe Outcomes by Vaccination Status

Age-standardized rates — Data is from Nov 22 2021-Jan 3 2022

**ICU Admissions**  
(per 100k)

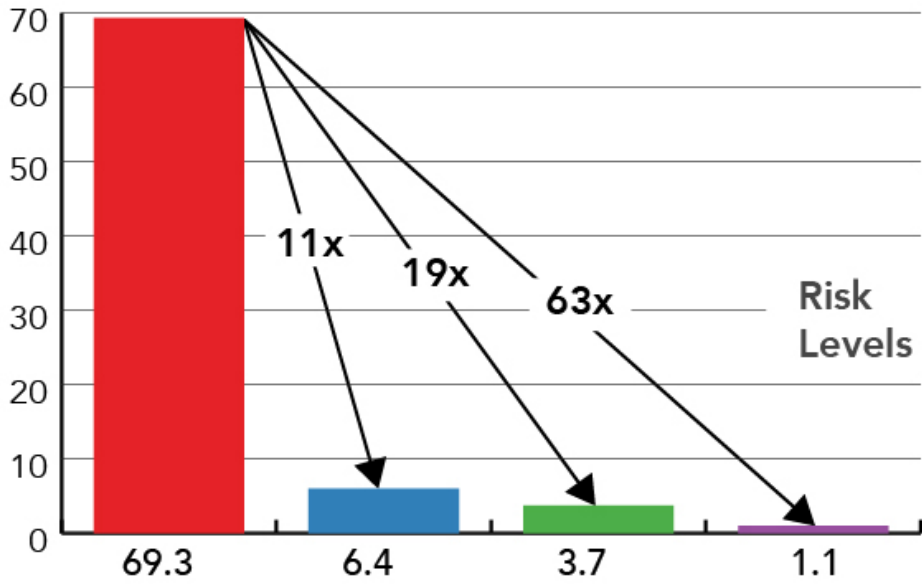


■ Not vaccinated   ■ Vaccinated, 1 dose   ■ Vaccinated, 2 doses   ■ Vaccinated, 3 doses

## Severe Outcomes by Vaccination Status

Age-standardized rates — Data is from Nov 22 2021-Jan 3 2022

**Deaths**  
(per 100k)



■ Not vaccinated   ■ Vaccinated, 1 dose   ■ Vaccinated, 2 doses   ■ Vaccinated, 3 doses

## Severe Outcomes by Vaccination Status

Age-standardized rates — Data is from Nov 22 2021-Jan 3 2022

| Vaccine Status | Hospitalization Rate / 100,000 | ICU Rate / 100,000 | Mortality rate / 100,000 |
|----------------|--------------------------------|--------------------|--------------------------|
| 0 doses        | 230                            | 56                 | 69                       |
| 1 dose         | 78                             | 20                 | 6                        |
| 2 doses        | 36                             | 3                  | 4                        |
| 3 doses        | 9                              | 0.4                | 1                        |