

# Report

## Winnipeg Free Press: 2021 Federal Election Manitoba Poll



Free Press editorial note:

This is a portion of the Leger poll,  
shared in a Sept. 9 article.

More sections of the poll  
will be published this week.

# Leger

---

*We know Canadians*

# METHODOLOGY

# Methodology

## Study Population

- 600 Manitoba residents

## Data Collection

- A total of n=600 online surveys were conducted via Leger's online LEO panel.
- Interviews were conducted from September 3 to September 8, 2021.

## Statistical Analysis

- As a non-probability online survey, a margin of error is technically not to be reported.
- If the data were collected through a probability sample, the margin of error would be (n=600)  $\pm 4.00\%$ , 19 times out of 20.
- Using data from the 2016 Census, results were weighted according to age, gender, education and region in order to ensure a representative sample of the population.
- The numbers presented have been rounded to the nearest whole number. However, raw values were used to calculate the sums presented and therefore may not correspond to the manual addition of these numbers.

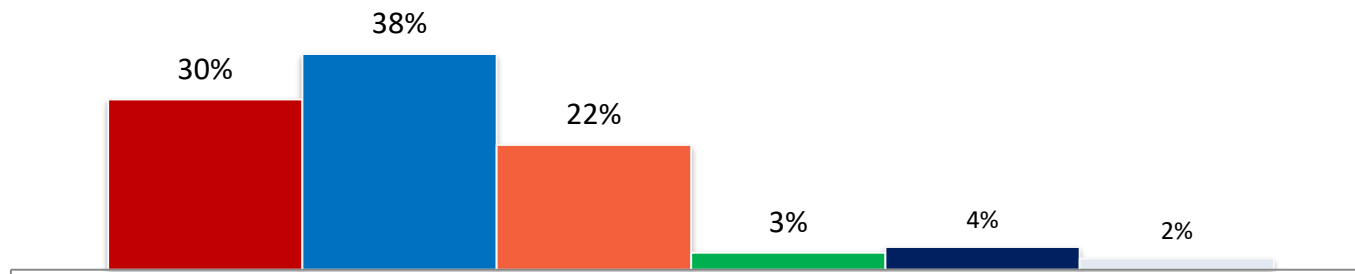
# Federal Ballot - Manitoba

# Total Committed Ballot [Decided Voters]

If a federal election were held today, which Party would you vote for?

Base: All Decided Voters

- Justin Trudeau's Liberal Party of Canada
- Erin O'Toole's Conservative Party of Canada
- Jagmeet Singh's New Democratic Party of Canada
- Annamie Paul's Green Party of Canada
- Maxime Bernier's People's Party of Canada
- Another party



October 2019 Election results in

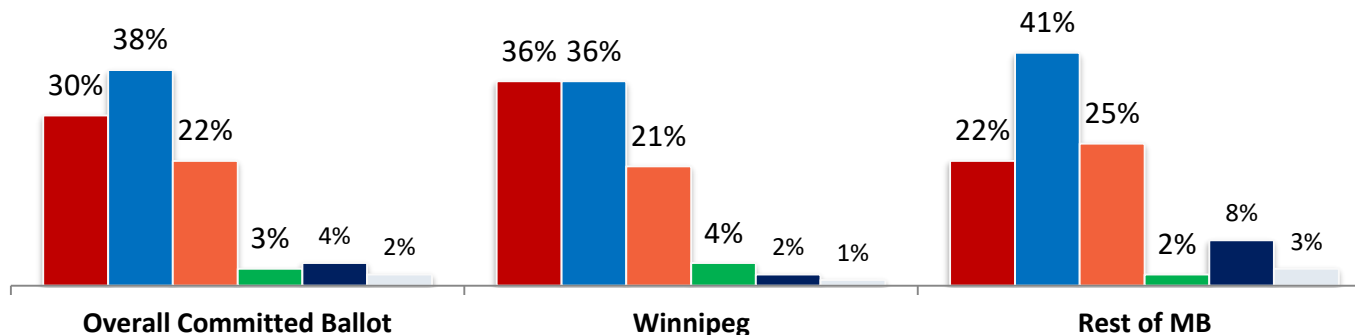
**Manitoba:**

- Liberal – 26%
- Conservative – 45%
- NDP – 21%
- Green Party – 5%
- Others – 2%

# Committed Ballot: By Region

Base: All Decided Voters

- Justin Trudeau's Liberal Party of Canada
- Erin O'Toole's Conservative Party of Canada
- Jagmeet Singh's New Democratic Party of Canada
- Annamie Paul's Green Party of Canada
- Maxime Bernier's People's Party of Canada
- Another party



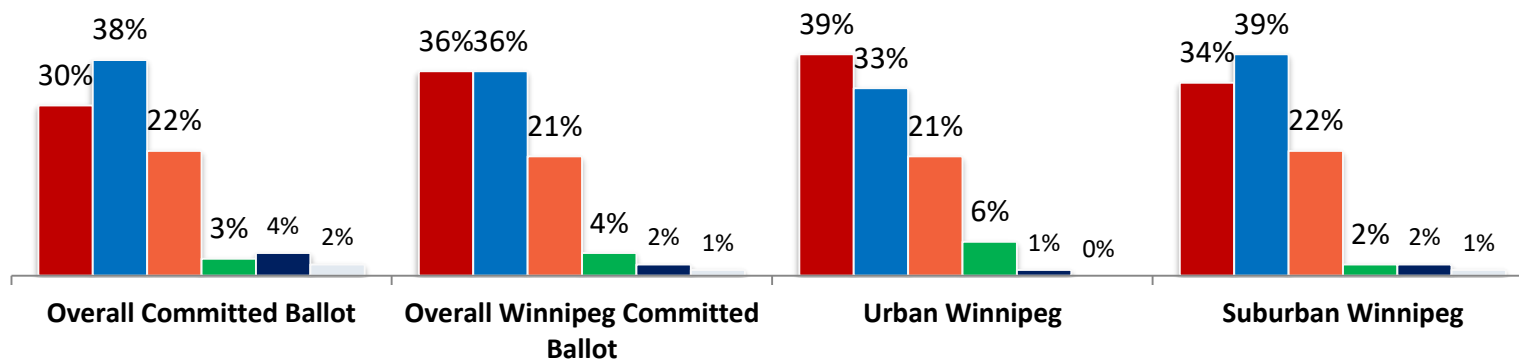
October 2019 Election results in **Winnipeg**:  
 Liberal – 36%  
 Conservative – 33%  
 NDP – 24%  
 Green Party – 5%  
 Others – 2%

October 2019 Election results in **the rest of MB**:  
 Liberal – 13%  
 Conservative – 61%  
 NDP – 17%  
 Green Party – 5%  
 Others – 2%

# Committed Ballot: By Winnipeg Region – Urban and Suburban

Base: All Decided Voters

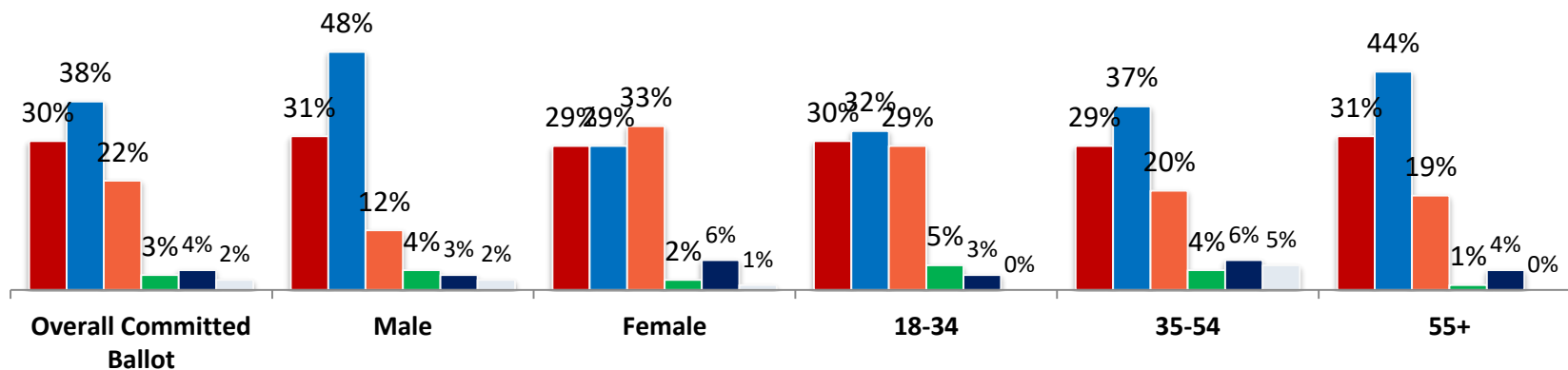
- Justin Trudeau’s Liberal Party of Canada
- Erin O’Toole’s Conservative Party of Canada
- Jagmeet Singh’s New Democratic Party of Canada
- Annamie Paul’s Green Party of Canada
- Maxime Bernier’s People’s Party of Canada
- Another party



# Committed Ballot: By Gender & Age

Base: All Decided Voters

- Justin Trudeau's Liberal Party of Canada
- Erin O'Toole's Conservative Party of Canada
- Jagmeet Singh's New Democratic Party of Canada
- Annamie Paul's Green Party of Canada
- Maxime Bernier's People's Party of Canada
- Another party

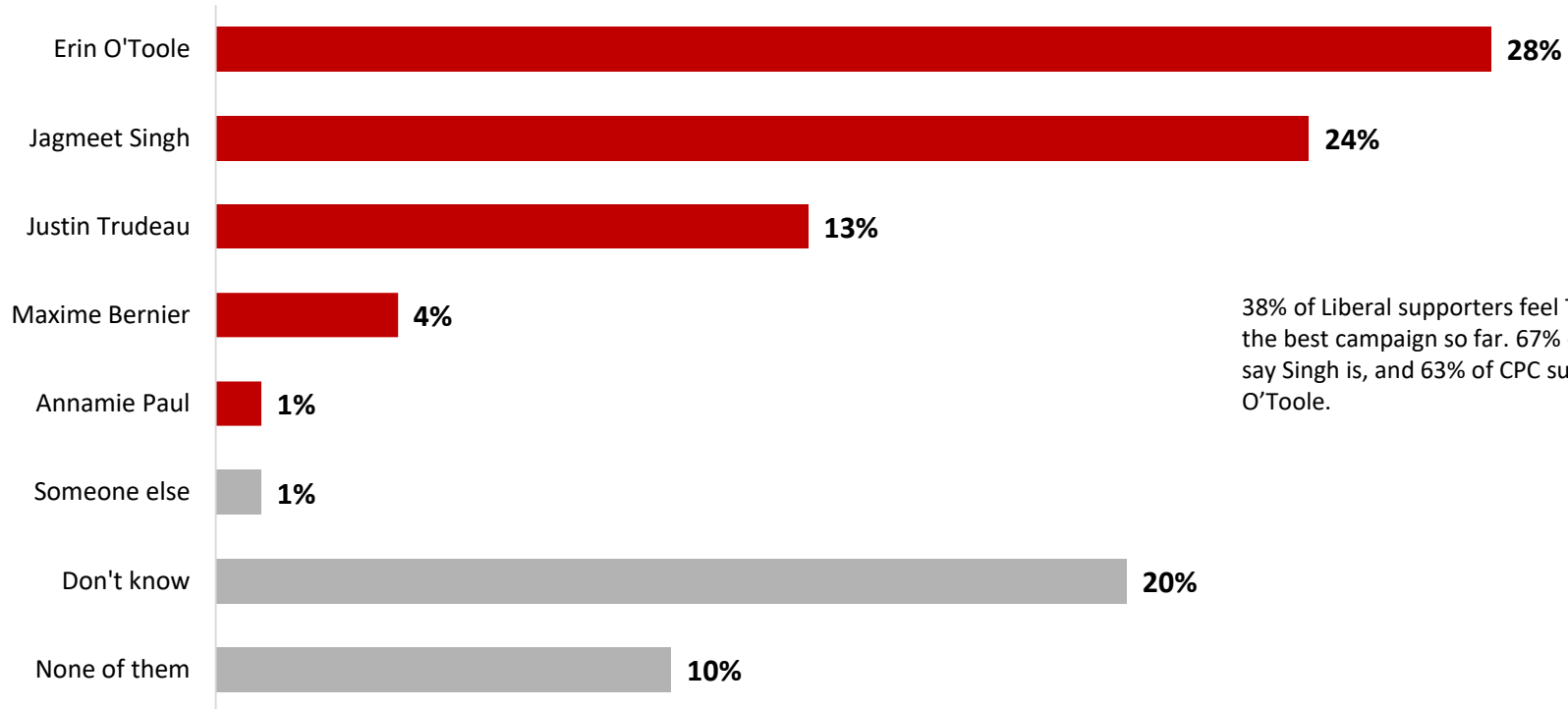




## Detailed Findings

# Who's having the best campaign so far?

Which of the federal Party leaders do feel is having the best campaign so far? n=600



38% of Liberal supporters feel Trudeau is having the best campaign so far. 67% of NDP supporters say Singh is, and 63% of CPC supporters feel its O'Toole.