



WINNIPEG POLICE SERVICE

FINANCIAL REPORT

**2020 Fourth Quarter
Fiscal Financial Report**

March 3, 2021

Table of Contents

2020 Fiscal Budget Update	3
2020 Revenue	4
2020 Expenses	6
Overall Financial Status	9
2020 Capital Update (\$)	10
2020 Capital Notes and Risks	10

This quarterly financial report has been prepared by the Winnipeg Police Service as required by section 76(2) of the Winnipeg Police Board Rules of Practice and Procedure. This quarterly report has not been subject to an external audit or review.

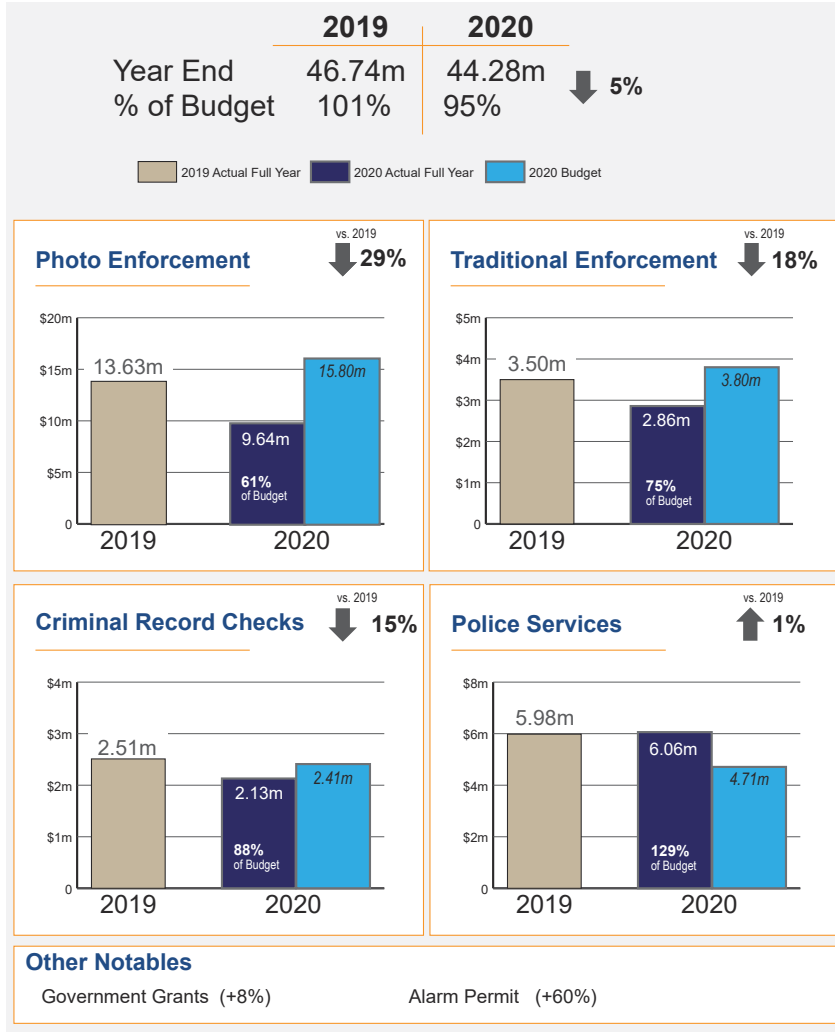


2020 Fiscal Budget Update

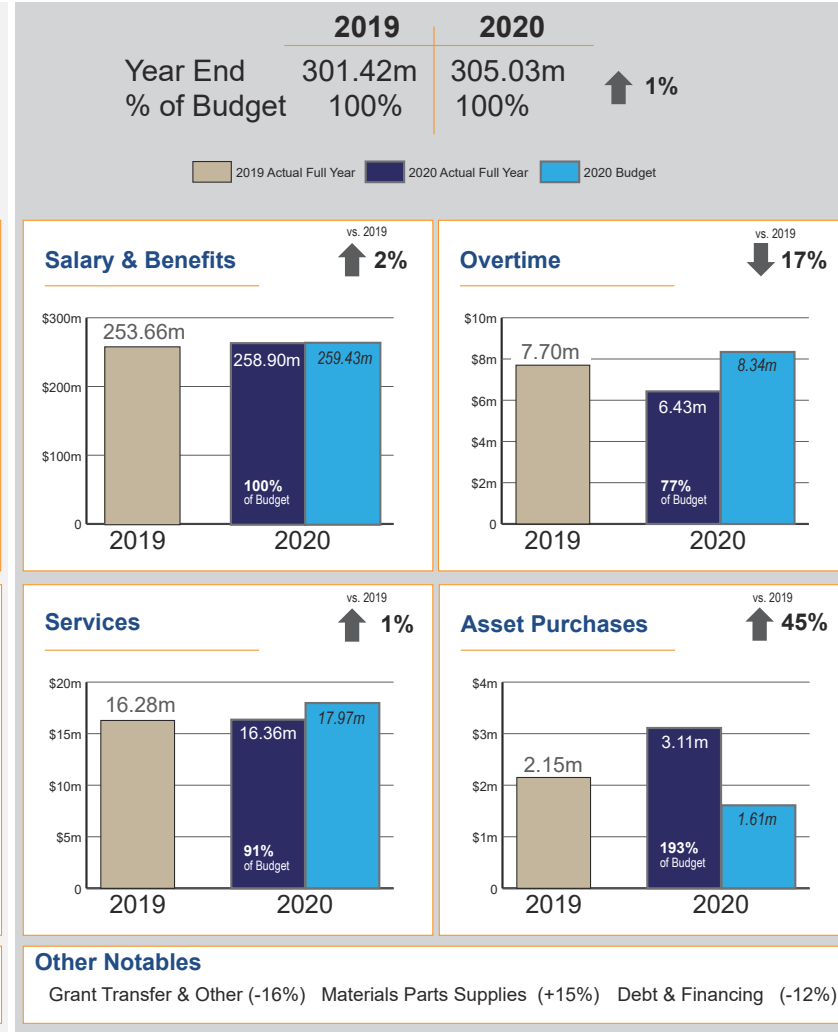
2020 Q4

vs. Last Year compares to 2019

Revenue

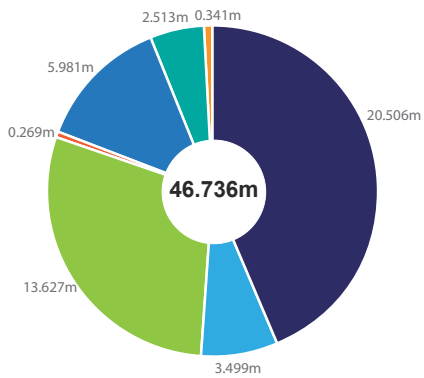


Expenses

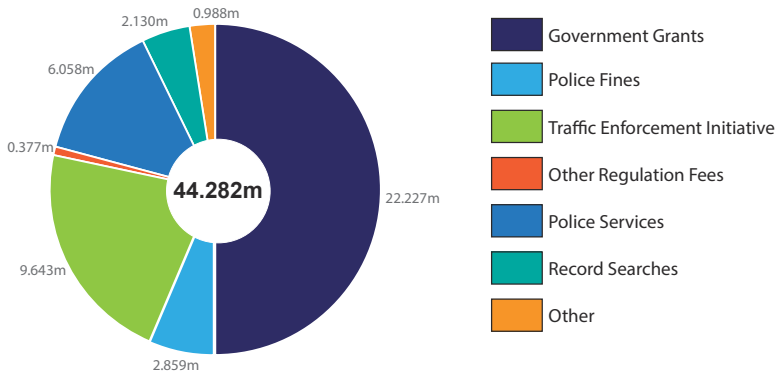


2020 Revenue

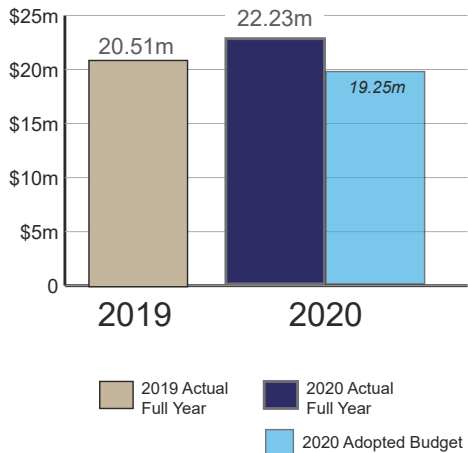
2019 Year End



2020 Year End



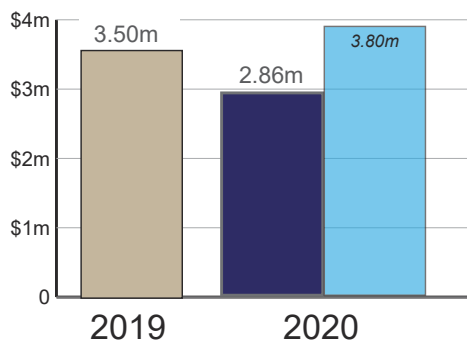
Government Grants



Year End Outcome 8% vs. 2019 YE
Over budget \$2.98m

- \$1.2m for Federal Drug Impaired Driving funding which relates to 2018 and 2019 recoveries.
- Federal Guns and Gangs funding of \$1.11m total for the fiscal year offset by expenses of same value.

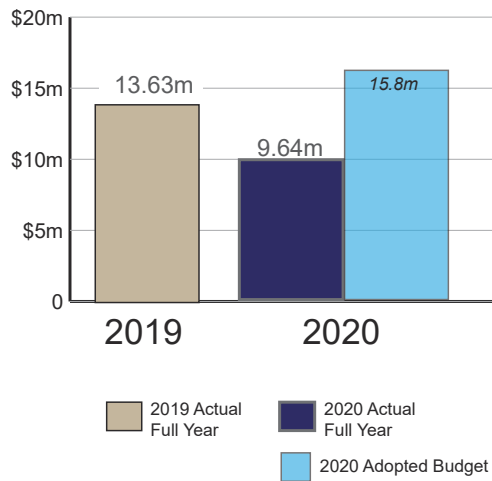
Traditional Enforcement



Year End Outcome 18% vs. 2019 YE
Under Budget \$0.94m impacted by COVID-19.

- Revenues are down due to timing of payments and decline in tickets issued compared to 2019.

Photo Enforcement

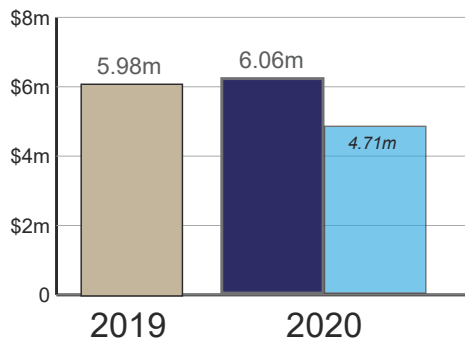


Year End Outcome 29% vs. 2019 YE

Under budget \$6.16m impacted by COVID-19

- Revenues are down 29% from 2019 based on tickets issued.

Police Services

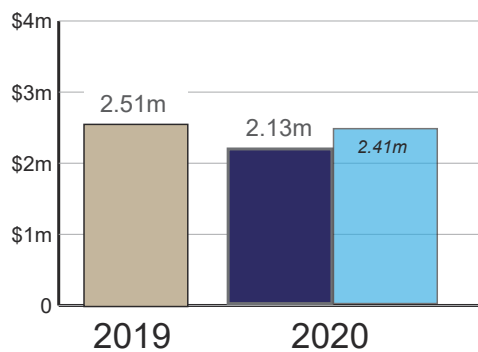


Year End Outcome 1% vs. 2019 YE

Over budget \$1.35m

- Police services are up primarily due to Special Duty volume.

Criminal Record Checks

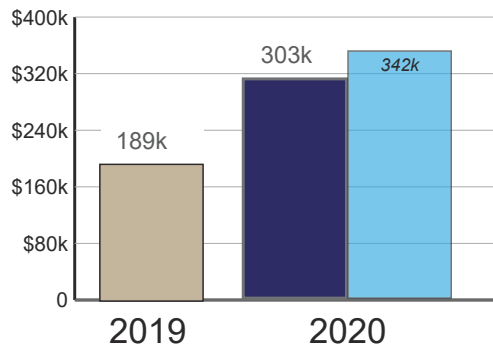


Year End Outcome 15% vs. 2019 YE

Under budget \$0.28m impacted by COVID-19

- Criminal record check volumes have decreased due to COVID-19.

Alarm Permit Renewal



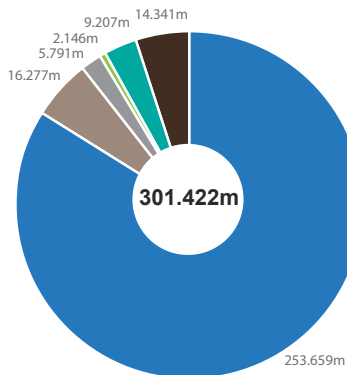
Year End Outcome 60% vs. 2019 YE

Under budget \$39k impacted by COVID-19


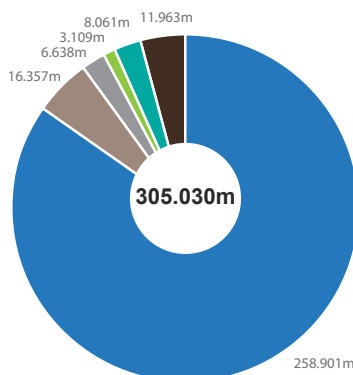
- Increased permits due for renewal in 2020 compared to 2019, offset by decreases due to COVID-19.

2020 Expenses

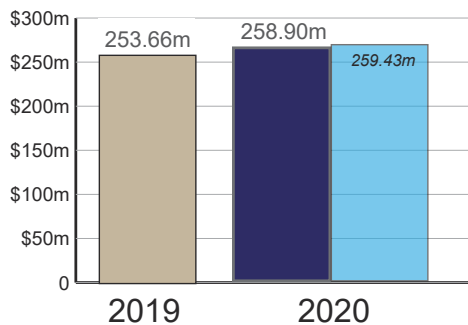
2019 Year End



2020 Year End



Salary and Benefits

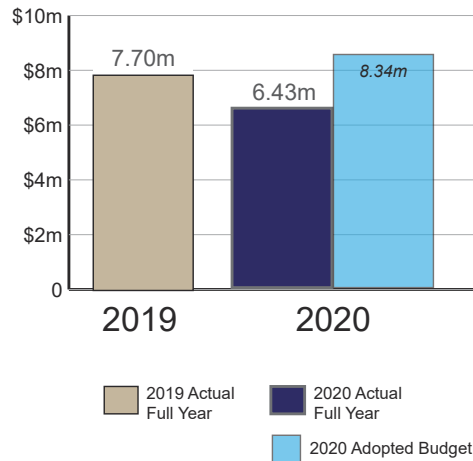


Year End Outcome 2% vs. 2019 YE

Under budget \$0.529m

- Attrition has exceeded forecast. Savings partially offset pension shortfall.

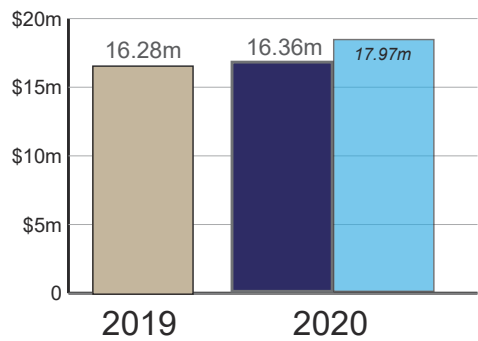
Overtime



Year End Outcome 17% vs. 2019 YE
Under budget: \$1.91m

- Overtime cost is down primarily attributed to Court closures.

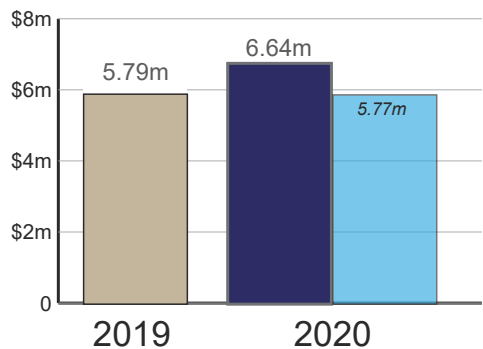
Services



Year End Outcome 1% vs. 2019 YE
Under budget: \$1.61m

- Under budget due to reduction in photo enforcement processing expenses as a result of decrease in photo enforcement tickets and savings offset in other accounts.

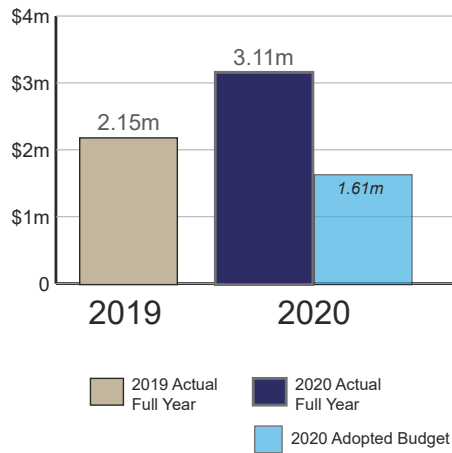
Materials Parts Supplies



Year End Outcome 15% vs. 2019 YE
Over budget \$0.85m

- Over budget due to COVID-19 and Federal Guns and Gangs purchases offset by revenue.

Asset Purchases

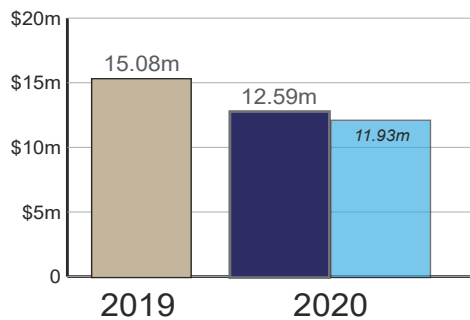


Year End Outcome 45% vs. 2019 YE

Over budget: \$1.5m

- Over budget due to COVID-19 and Federal Guns and Gangs and Criminal Property Forfeiture purchases offset by revenue.

Grant Transfers & Other

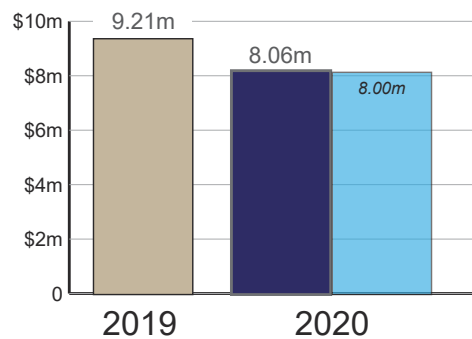


Year End Outcome 17% vs. 2019 YE

Over budget: \$0.66m

- Cash to Capital of \$1.625m for 2020 compared to \$2.9m in 2019.
- Above noted savings are offset by \$0.988m expenditure management achieved in other expense categories.

Debt and Financing

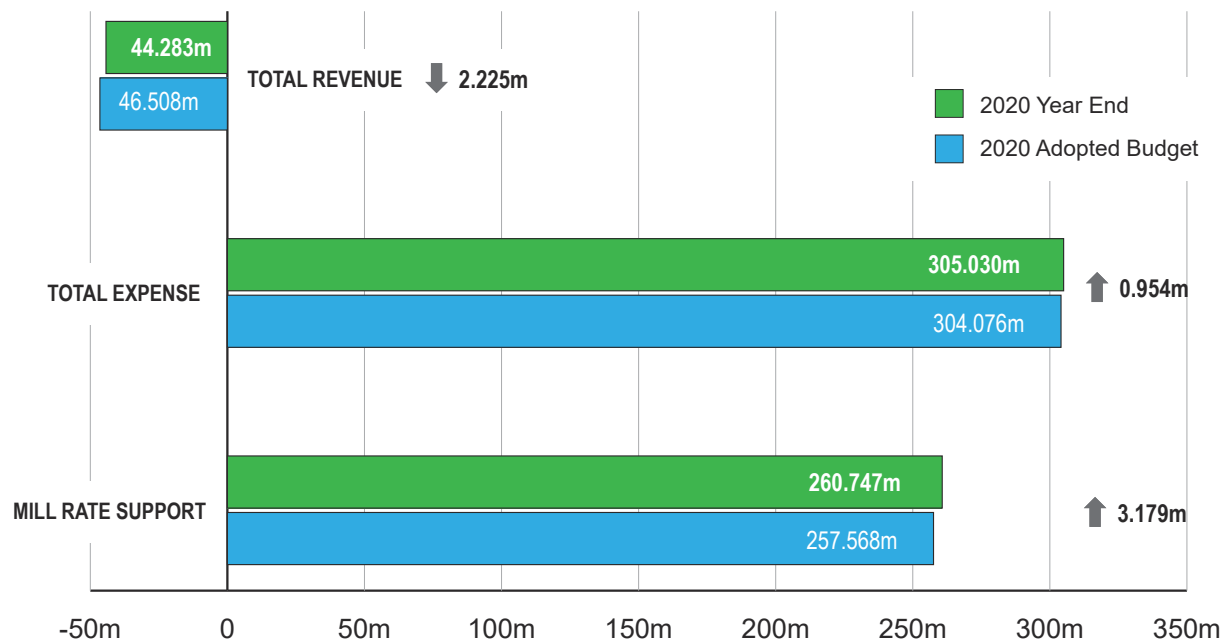


Year-End Outcome 12% vs. 2019 YE

Over budget \$0.07m

- Debt and Financing of \$8.0m for the full year is down 13% from 2019.
- Over budget for 2020 related to credit card commission expense as a result of increased online and cashless payment methods; offset by increase in Police Service revenue.

Overall Financial Status



- **Mill Rate Support** increase driven by Police Pension shortfall (\$3.6m) and COVID-19 financial pressures offset by funding for Drug Impaired Driving and other incremental revenue, Salary and Accommodations savings.
- Federal Guns and Gangs and Criminal Property Forfeiture revenue is offset by expenses of the same value.

2020 Capital Update (\$)

Open Capital Projects \$ (000's)

Year	Description	Budget
2016	North District Police Station	23,379
2017	Police Division Systems Upgrade CLOSED	2,467
2018	Intelligence Led Report (Ph2)	1,665
2019	Tech Upgrades - Information Technology	1,200
2019	Major Case Management System Expansion	1,158
2019	In Car Computing	1,000
2020	Evidence Archive Building	841
2016	EDPS Leasehold Improvements	825
2020	Next Generation 911	800
2018	WPS Data Integrity, Audit & Quality	662
2015	Electronic Ticketing	500
2019	Evidence Archival - Tenant Improvements	500
2020	Evidence Archival - Tenant Improvements	500
2020	In Car Computing	500
2013	Communication, New Phone System	490
2020	Computer Assisted Dispatch Upgrade	325
2018	Bomb Unit Truck Replacement	300
2019	North Station IT Requirements	300
2016	Electronic Ticketing	200

2020 Capital Notes and Risks

In 2020 the Service focused on closing outstanding projects from prior years. Progress was made on several projects from 2013-2018 and one project closed this year as fully expended. Further work on all projects with remaining budget dollars will continue into 2021.

Evidence Archival storage site is at risk of being underfunded and is listed as critical risk (unfunded). Discussions will continue as part of the 2022 budget update.

On November 26, 2020, Council approved additional funding in the amount of \$2.296m for the North District Police Station.